

THANK YOU FOR YOUR PURCHASE!



Did you know that when you leave feedback on TPT you earn credits towards future purchases?

★★★★★ Extremely satisfied

I truly appreciate your feedback to help my little store grow.

LET'S BE FRIENDS

Access my
Freebie
Library

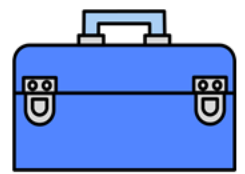
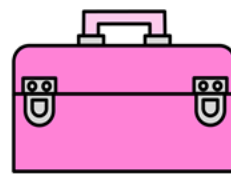
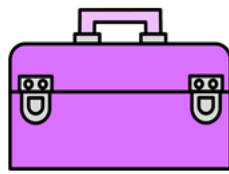
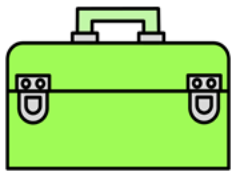
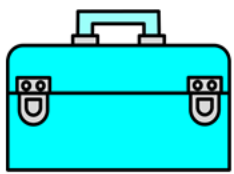


Stay updated on new product announcements (they are 50% off for the first 24 hrs posted!) by following me on TPT, checking out my website, and subscribing to my newsletter.

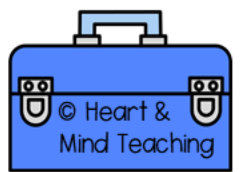
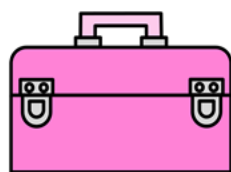
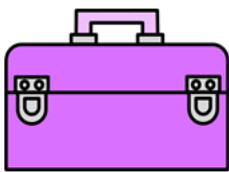
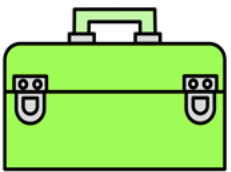



If you have any questions or concerns please email me at:
heartandmindteaching@gmail.com

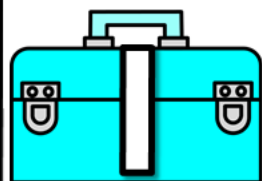
♥
Ashley



BEHAVIOR TOOLBOX Teasing



BEHAVIOR TOOLBOX



Teasing

What it looks like

- *Student teases other students for the way they look, dress, their lack of abilities (physically and/or academically), disabilities, and if they are poor, etc.
- *The student easily finds flaws in another person.
- *He/she has no concern with teasing others in front of a group.
- *Genuinely thinks his/her teasing is funny and not harmful.
- *Often laughs at their own comments, because they think they are hilarious.
- *Is able to figure out what hurts the person the most based on their reaction, and builds on the teasing from there.
- *Expects the person they are teasing to think it's funny or to know it is a joke.
- *Gets into verbal and/or physical fights due to teasing.
- *The student craves the attention of being the jokester and has a strong need to be accepted by a group.
- *A defense mechanism for low self-esteem is to make fun of others so no one focuses on their flaws.

Teasing

BEHAVIOR TOOLBOX



Teasing

What to do

*The difference between teasing and name calling and bullying is that teasers do not think they are causing harm. They think they are making jokes and being funny. It's important to show the teaser that their words are causing harm. Sit with the teaser and victim together, and ask the victim "How did it make you feel when he/she made fun of you?". That way the teaser can hear how it hurts the victim.

*Have a class discussion about the power of your words and the responsibility you have of what your words do to another person.

*Set up book buddies with a younger class, students who learn to work respectfully with those who are younger than them are less likely to tease. (Book buddies is when an older student reads to a younger student, great for developing reading skills too).

*Verbally praise the student for positive comments and kind words towards others.

*Setup a kindness bucket in the class where students can put kind behaviors or words seen or heard in the class, into the bucket. At the end of the day, read some of the responses. (Pair this activity with the book "How full is your bucket?" by Tom Rath).

*Talk to the teaser about healthy ways to get others to laugh, where everyone shares in the humor and does not use another person to get that laugh. Have him/her come up with a few jokes and allow them to tell them to the class (this could also be used as a reward).

*Inform parents if the teasing persists. Sometimes the parents are very similar in the way they joke around. A good way to make a suggestion of altering their humor without offending them is to inquire if the student watches any comedians on television, suggest it could be where they are getting the teasing ideas from because kids are easily affected by their environment.

Teasing

BEHAVIOR TOOLBOX



Teasing

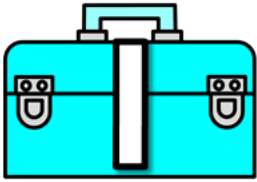
What NOT to do

- *Do not let the teaser use the "He's/she's just sensitive" excuse. A person's perception is their reality, the person may well be sensitive which is why they should watch their words around them.
- *Do not join in on the teasing or tease the teaser.
- *Do not tease other students even as a joke, it sets a precedent for the student's to do it to each other.
- *Do not punish the behavior alone without trying to change it to be more positive.
- *Do not assume the teasing will eventually stop, it will likely get worse.
- *Do not ignore the teasing even if the victim appears to not be bothered by it, often students act like teasing does not hurt them to look cool or to not be a snitch.

Teasing

BEHAVIOR TOOLBOX

Teasing Quick Guide



what it looks like

- *Student teases other students for the way they look, dress, their lack of abilities, and if they are poor, etc.
- *The student easily finds flaws in another person.
- *He/she has no concern with teasing others in front of a group.
- *Genuinely thinks his/her teasing is funny and not harmful.
- *Expects the person they are teasing to think it's funny or to know it is a joke.




what to do

- *Show the teaser that their words are causing harm. Sit with the teaser and victim together, and ask the victim "How did it make you feel when He/she made fun of you?". That way the teaser can hear how it hurts the victim.
- *Have a class discussion about the power of your words and the responsibility you have of what your words do to another person.
- *Set up book buddies with a younger class.
- *Verbally praise the student for positive comments.
- *Setup a kindness bucket in the class.
- *Talk to the teaser about healthy ways to get others to laugh, let them share appropriate jokes with the class.
- *Inform parents if the teasing persists.



what NOT to do

- *Do not join in on the teasing or tease the teaser.
- *Do not assume the teasing will eventually stop.
- *Do not let the teaser use the "He's/she's just sensitive" excuse.
- *Do not punish the behavior alone without trying to change it to be more positive.
- *Do not ignore the teasing even if the victim appears to not be bothered by it.



Teasing

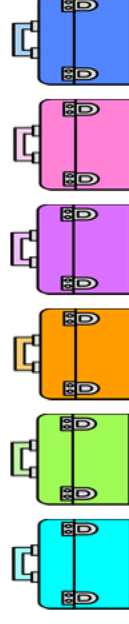
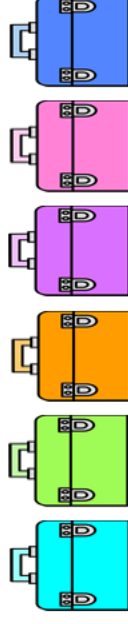
What to do (Cont.)

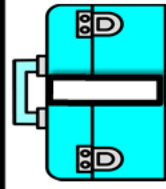
- *Talk to the teaser about healthy ways to get others to laugh, where everyone shares in the humor and does not use another person to get that laugh. Have him/her come up with a few jokes and allow them to tell them to the class (this could also be used as a reward).
- *Inform parents if the teasing persists. Sometimes the parents are very similar in the way they joke around. A good way to make a suggestion of altering their humor without offending them is to inquire if the student watches any comedians on television, suggest it could be where they are getting the teasing ideas from because kids are easily affected by their environment.

"A change in
behavior
begins with a
change in
the heart."

BEHAVIOR TOOLBOX

Teasing





Teasing

What it looks like

- *Student teases other students for the way they look, dress, their lack of abilities (physically and/or academically), disabilities, and if they are poor, etc.
- *The student easily finds flaws in another person.
- *He/she has no concern with teasing others in front of a group.
- *Genuinely thinks his/her teasing is funny and not harmful.
- *Often laughs at their own comments, because they think they are hilarious.
- *Is able to figure out what hurts the person the most based on their reaction, and builds on the teasing from there.
- *Expects the person they are teasing to think it's funny or to know it is a joke.
- *Gets into verbal and/or physical fights due to teasing.
- *The student craves the attention of being the jokester and has a strong need to be accepted by a group.
- *A defense mechanism for low self-esteem is to make fun of others so no one focuses on their flaws.

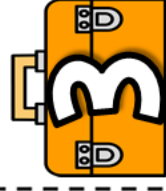


Teasing

What to do

- *The difference between teasing and name calling and bullying is that teasers do not think they are causing harm. They think they are making jokes and being funny. It's important to show the teaser that their words are causing harm. Sit with the teaser and victim together, and ask the victim "How did it make you feel when he/she made fun of you?". That way the teaser can hear how it hurts the victim.
- *Have a class discussion about the power of your words and the responsibility you have of what your words do to another person.
- *Set up book buddies with a younger class, students who learn to work respectfully with those who are younger than them are less likely to tease. (Book buddies is when an older student reads to a younger student, great for developing reading skills too).
- *Verbally praise the student for positive comments and kind words towards others.
- *Setup a kindness bucket in the class where students can put kind behaviors or words seen or heard in the class, into the bucket. At the end of the day, read some of the responses. (Pair this activity with the book "How full is your bucket?" by Tom Rath).

(Continues on the flap)



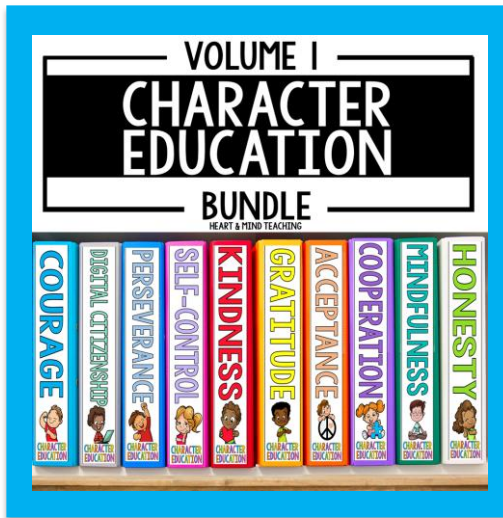
Teasing

What NOT to do

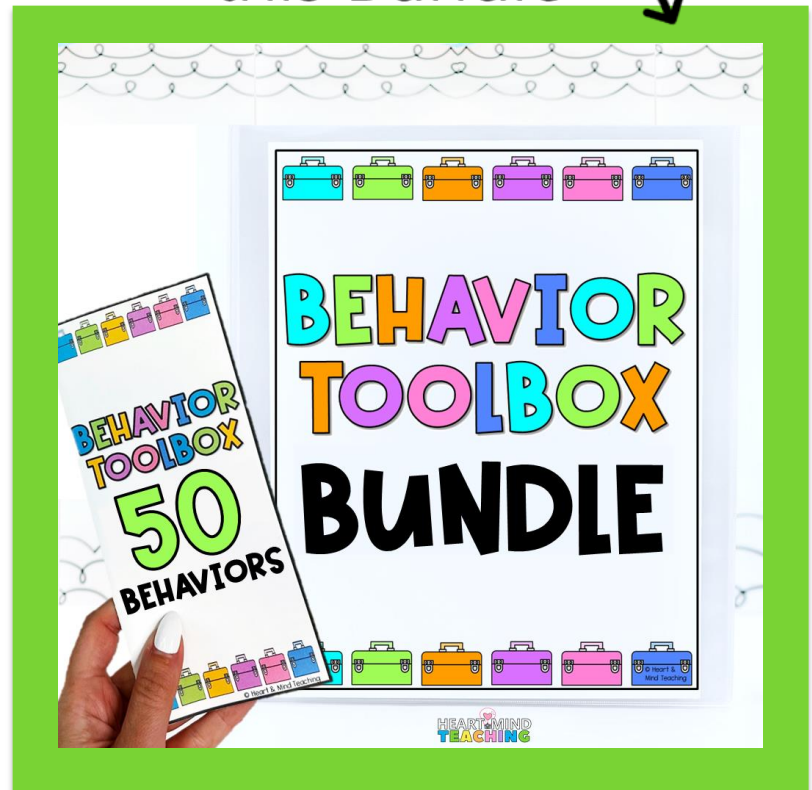

- *Do not let the teaser use the "He's/she's just sensitive" excuse. A person's perception is their reality, the person may well be sensitive which is why they should watch their words around them.
- *Do not join in on the teasing or tease the teaser.
- *Do not tease other students even as a joke, it sets a precedent for the student's to do it to each other.
- *Do not punish the behavior alone without trying to change it to be more positive.
- *Do not assume the teasing will eventually stop, it will likely get worse.
- *Do not ignore the teasing even if the victim appears to not be bothered by it, often students act like teasing does not hurt them to look cool or to not be a snitch.

CHECK THESE OUT

CLICK ON THE PICTURES TO GET A CLOSER LOOK.



This product and **49** others are included in this Bundle →



COUNSELOR
Collab
— with Laura & Ashley —



Would you like to spend less time browsing for resources and lesson planning, and more time serving students? Let Laura from [Music City Counselor](#) and Ashley from [Heart and Mind Teaching](#) do the work for you!

CLICK TO COLLAB

MEMBER Perks

- ♥ Data-driven resources by theme.
- ♥ \$35+ value of ready-to-use materials.
- ♥ Lessons, group curriculums, forms, & activities.
- ♥ Tier 1, 2, and 3 research-based resources.
- ♥ No contracts, cancel anytime.

HEART+MIND
TEACHING



THANK YOU

FOR SUPPORTING MY LITTLE SHOP.

Hi there! I'm Ashley- a School Counselor, curriculum developer, blogger, and mama to two young boys. I have a passion for creating fun and engaging resources for Counseling and Social Emotional Learning.

LET'S BE FRIENDS


Ashley

Access my
Freebie
Library



FOLLOW FOR EXCLUSIVE SAVINGS

New products are 50% off for 24hrs.

CLICK HERE

★ HOW CAN YOU EARN TPT CREDITS? When you leave feedback, TpT rewards you with credits that you can use toward future purchases.

ACCESS MY FREEBIE LIBRARY

Join my Newsletter to be informed of all future added freebies.

I WANT FREEBIES

TERMS OF USE

© Heart and Mind Teaching, 2017, 2024. All rights reserved. Purchase of this item entitles the purchaser the right to reproduce for classroom, personal, and google classroom use only. Use in multiple classrooms, requires the purchase of additional licenses. Redistribution or duplication of this product is strictly forbidden without the written permission of the publisher. Copying any part of this product and placing it on a publicly accessible website is strictly forbidden and is a violation of the Digital Millennium Copyright Act (DMCA). You may post this for single-classroom use on a password protected student site such as google classroom. **You may NOT post my products on any public, for-profit, or commercial websites or entities, such as Outschool.** Please do not sell or distribute any part of this as your own. Thank you for abiding by universally accepted codes of professional ethics while using this product.



If you have any questions or concerns please email me at:

heartandmindteaching@gmail.com

CREDITS

